

Evenement toevoegen aan jouw website

Boris Van Leuven

04 68 19 55 93

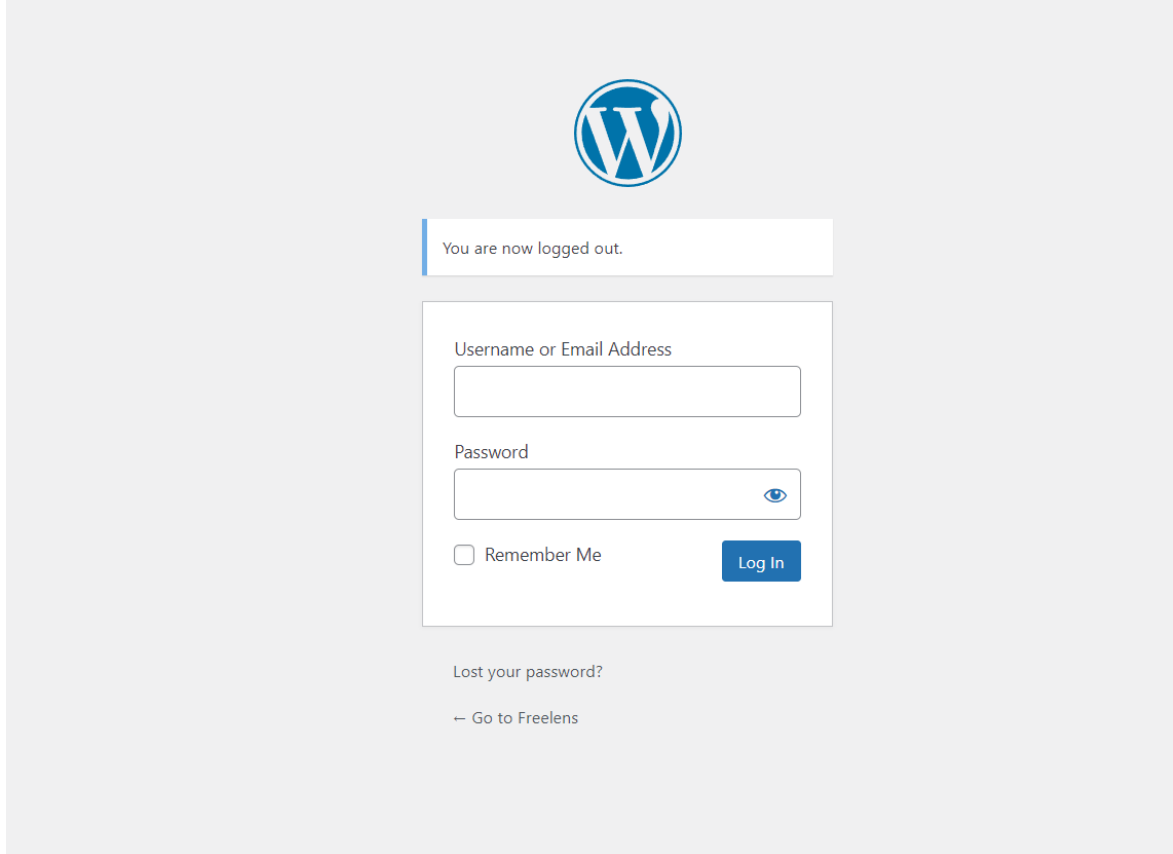
Inloggen op jouw website.

Surf naar

www.typhierjouwdomennaam/admin

Voorbeeld: www.thedevelopers.be/admin

Geef jouw logingegevens in.



The screenshot shows the WordPress login interface. At the top center is the WordPress logo. Below it is a white box with the text "You are now logged out." Underneath is a larger white box containing the login form. The form has two input fields: "Username or Email Address" and "Password". The "Password" field has a toggle icon (an eye) to the right. Below the "Password" field is a checkbox labeled "Remember Me" and a blue "Log In" button. At the bottom of the form area, there is a link "Lost your password?" and a link "Go to Freelans" with a left-pointing arrow.

Klik op het
agenda icoontje.



Dashboard

Jet Elements Data Update – We need to update your database to the latest version.
[Start Update](#)

Click to Chat - PRO
Random Number, Form filling, Webhooks, Business hours, Display based on time range, days in a
[Buy Now](#)
[Dismiss](#)

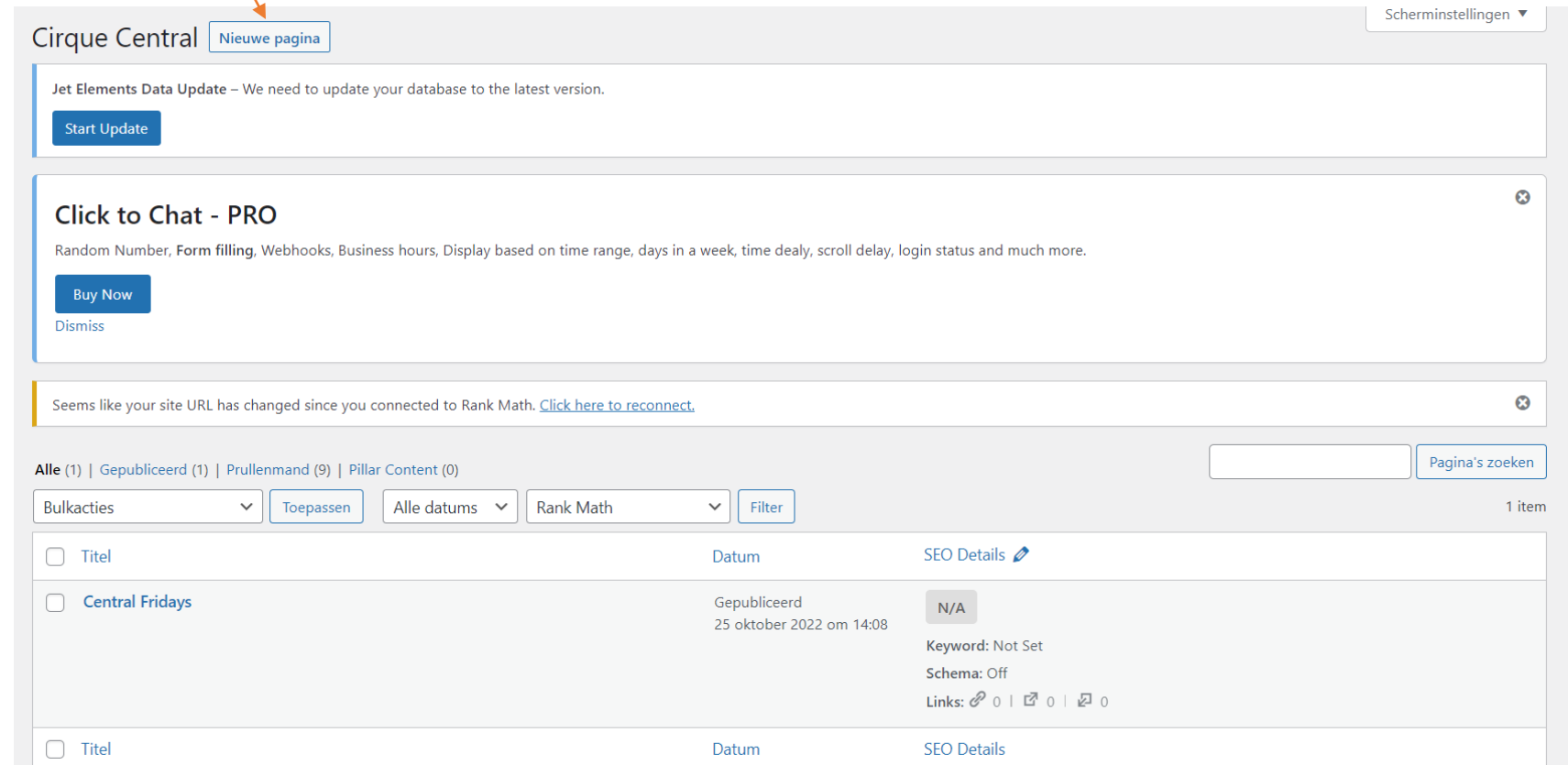
Welcome to **one.com** plugins
Look after the health, security and performance of your website, and customise it
All to build your dream online.

Seems like your site URL has changed since you connected to Rank Math. [Click here to reconnect.](#)

Rank Math Overview

Snel concept

**Klik op nieuwe
pagina.**



The screenshot shows the Cirque Central dashboard interface. At the top left, the text 'Cirque Central' is displayed next to a 'Nieuwe pagina' button, which is highlighted with an orange arrow. In the top right corner, there is a 'Scherminstellingen' dropdown menu. Below the header, there are three notification banners: 1) 'Jet Elements Data Update - We need to update your database to the latest version.' with a 'Start Update' button. 2) 'Click to Chat - PRO' with a 'Buy Now' button and a 'Dismiss' link. 3) 'Seems like your site URL has changed since you connected to Rank Math. [Click here to reconnect.](#)' with a close icon. Below the notifications, there is a filter bar with the following elements: 'Alle (1) | Gepubliceerd (1) | Prullenmand (9) | Pillar Content (0)', a search input field with 'Pagina's zoeken' button, and filter buttons for 'Bulkacties', 'Toepassen', 'Alle datums', 'Rank Math', and 'Filter'. The main content area displays a table with 1 item. The table has columns for 'Titel', 'Datum', and 'SEO Details'. The visible row is for 'Central Fridays', published on '25 oktober 2022 om 14:08'. The 'SEO Details' for this item are: 'N/A', 'Keyword: Not Set', 'Schema: Off', and 'Links: 0 | 0 | 0'. A second row is partially visible below, showing 'Titel' and 'Datum' columns.

Vul alle
gevraagde
velden in.

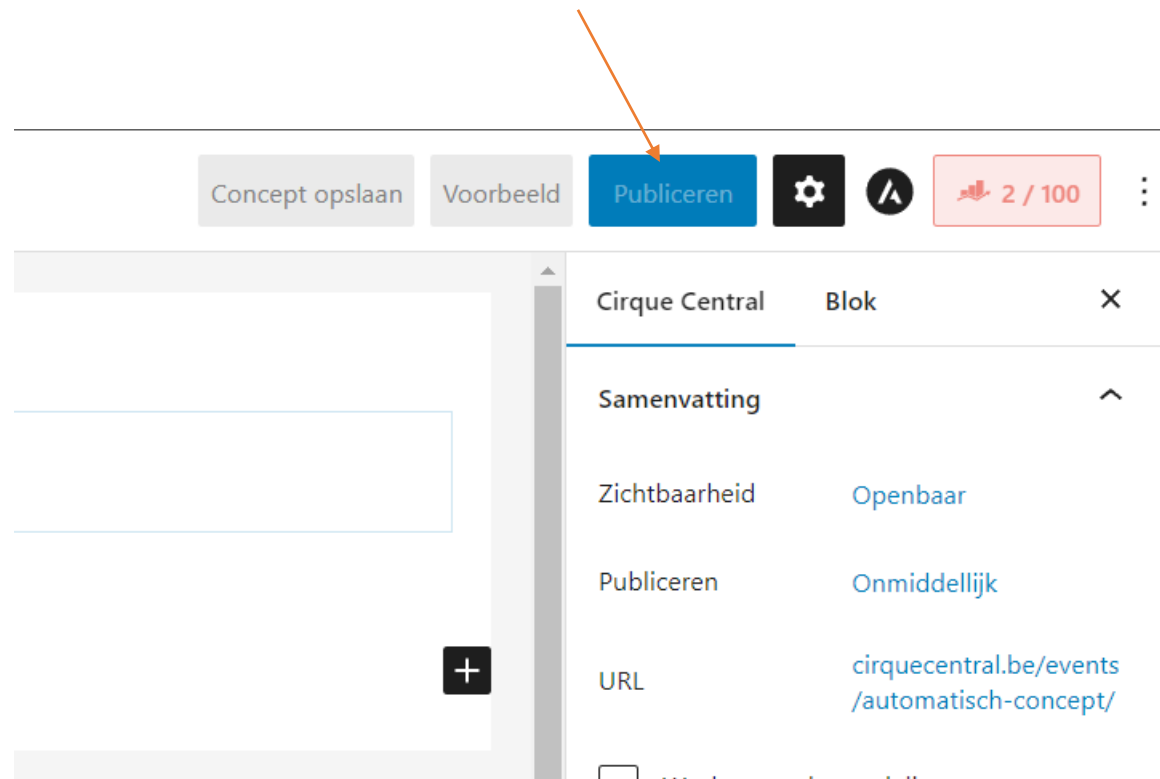
The screenshot shows the WordPress admin interface for creating a new event post. The main content area is empty with a placeholder text "Voeg titel toe" and a prompt "Schrijf / om een blok te kiezen". The "Settings" section contains several input fields for event details:

- Naam evenement** (Name: naam-evenement)
- Beschrijving evenement** (Name: beschrijving-evenement)
- Locatie** (Name: locatie)
- date** (Name: date)
- Datum kalender** (Name: data_class)
- Start evenement** (Name: start-evenement)
- Einde evenement** (Name: einde-evenement)

The right-hand sidebar shows the "Publiceren" button and various settings:

- Samenvatting**
- Zichtbaarheid** (Openbaar)
- Publiceren** (Onmiddellijk)
- URL** (cirquecentral.be/events/automatisch-concept/)
- Wachten op beoordeling
- Click to Chat**
- Change values at [Page level](#)
- Chat Settings:
- WhatsApp nummer** (32493820564)
- WhatsApp Number with country code
- Call to Action** (heb je een vraag?)
- Pre-filled Message** (Hallo, Stuur ons een berichtje.)

**Klik op
publiceren.**



Jouw evenement is nu gepost op jouw website.

Indien je nog bewerkingen wilt
doen kan dat eenvoudig door op
de knop “bewerken” te duwen.

The screenshot shows the WordPress admin interface for 'Cirque Central'. The main content area displays a list of events. The first event is 'Central Fridays', published on October 25, 2022, at 14:08. Below the event title, there are several action links: 'Bewerken' (Edit), 'Snel bewerken' (Quick edit), 'Prullenmand' (Trash), 'Bekijken' (View), and 'Dupliceer dit' (Duplicate this). An orange arrow points to the 'Bewerken' button. The dashboard also shows a sidebar with various tools and settings, and a top navigation bar with user information and site status.

<input type="checkbox"/>	Titel ▲	Datum	SEO Details
<input type="checkbox"/>	Central Fridays	Gepubliceerd 25 oktober 2022 om 14:08	N/A Keyword: Not Set Schema: Off Links: 0 0 0
<input type="checkbox"/>	Titel ▲	Datum	SEO Details

Proficiat!
Nu kan je evenementen
toevoegen.